

THE WORKSPACE DEDICATED TO SCALEUPS



A partnership between:
Scale Space White City, London, W12



Blenheim
Chalcot

Imperial College
London





We Are More Than a Building	04
What You Need to Scale	05
Our Community	06
Scale Space White City	08
Tailored Space Options	10
Our Facilities	11
Event Space	12
Meeting Rooms	13
Our Event Programme	14
Wellbeing	15
The Hive	16
We Are Well connected	17
Area Guide	18
Scale Space Nottingham	19
Tailored Space Options	20
Our Facilities	21
Bookable Spaces	22
The Hive	23
Area Guide	24
We Are Well Connected	25
Contact Us	27



**YOU'RE
JOINING A
SCALEDUP
COMMUNITY**

WE ARE MORE THAN A BUILDING

We're a community of venture builders, universities, corporate innovators and scale up services. Brought together to unlock the potential of UK innovation by helping innovative businesses to scale. How? By connecting these businesses to the people, services and space they need to accelerate growth and thrive. Building on over 20 years' experience of the UK's leading venture builder, and research and talent from world-leading universities, we know what it takes to scale.

GROWTH NETWORK

**You need the right contacts to grow:
mentors, partners, customers and investors.**

We plug you into venture builders, academics, researchers, tech leaders and executives as part of your onboarding, and throughout your journey with us.

ACCESS TO TALENT

**You know that hiring talent is one of the biggest
barriers to scaling.**

We connect you to the talent you need via our university and business school links. We also tee-up project specific research partnerships between our members and the universities in our network.

SHORTCUTS TO THE ANSWER

**You don't want to reinvent the wheel when it comes to
scaling issues.**

We bring together world leading research, advice and best practice on how to successfully scale. Our roster of recommended service partners covers legal, tax and marketing, with more being added.

WORKSPACE ON DEMAND

**You don't just need desks: you need labs and spaces that
are designed for innovation and growth.**

We offer a space that can be easily configured to lab and/or office, from 500 sq ft and up. Located in the heart of White City's life sciences cluster on Imperial College London's campus.

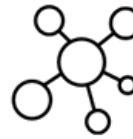
WHAT DO INNOVATIVE BUSINESSES NEED TO SCALE?



Access to talent
and network



Access to space
and facilities



Access to markets
and services


Scale Space is dedicated to scaleups.

We understand that access to talent, know-how, space and labs is what you need to grow, and we are here to deliver it.

We are more than a building: we have deeply rooted relationships with Imperial College London and are backed by Blenheim Chalcot, the UK's leading digital venture builder with 20 years of scaling experience.

That's why a growing number of innovators are choosing Scale Space and placing themselves at the heart of the White City Innovation District to accelerate their growth as part of a cluster of like-minded people.

JOIN A THRIVING COMMUNITY OF SCALEUP BUSINESSES







SCALE SPACE

WHITE

CITY

A modern office interior with large glass windows, indoor plants, and a person working at a laptop. The space is bright and airy, with a mix of greenery and contemporary furniture.

SPACE TO

GROW

**TAILORED WORKSPACE FIT
FOR EVERY STAGE OF GROWTH**

TAILORED SPACE

We understand all founders want to create a space their teams can call their own. However, high-growth often brings a need to balance putting down roots with the flexibility to expand. Our wide range of workspace solutions means you can find the perfect fit for your stage of growth. For any office space or lab space enquiries, please email us at hello@scalespace.co.uk.



PRIVATE OFFICE

5 – 60+ desks. Shared amenities

Choose one of our fully fitted offices and be up and running from day one, in an environment that has been tried and tested to work seamlessly. With terms from 6 months, you can be confident that as your business changes, so can your space.

Best for: - Small teams - Growing startups - Short-term commitments



SERVICED LABS

5 – 15 members. Shared amenities

The lack of ready-to-occupy lab space in London is a known issue, and we are the answer in the White City Innovation District. We have available ready-to-occupy Cat 2 laboratory facilities, from 500 sqft+. Each lab comes with a corresponding fitted office / write-up space.

Best for: - Life Sciences - Small Teams - Growing Startups



OFFICE SUITE

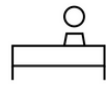
25 – 100+ desks. Private amenities

An upgraded private office where you can choose from a range of finishes, and build up your own lounge areas, meeting space, working layouts and sit-stand desks. We will find the layout to suit your way of working, with your brand front and centre.

Best for: - Large satellite offices - Scaleup businesses - Innovation space

ALL THE FACILITIES YOUR TEAM EXPECTS.

And some
unexpected ones.



**RECEPTION
SERVICES**



**CAFÉ AND BREAK
OUT SPACE**



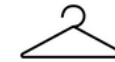
**PHONE
BOOTHS**



**24/7 BUILDING
ACCESS AND
SECURITY**



**STOCKED
KITCHENS**



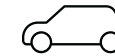
**DRYING
ROOM**



**COMMUNITY
TEAM**



**SHOWER
FACILITIES**



**VISITOR
PARKING**



**HIGH SPEED
WI-FI***



**MEETING AND
EVENT SPACE**



**BIKE
STORAGE**



**UNLIMITED
PRINTING**



**COLLABORATION
ROOM**



**SPORT
SPACE**



**RECORDING
STUDIO**



**DAILY
CLEANING**



**ALL-DAY
CATERING SERVICE**

EVENT SPACE

Our event spaces can be hired for most event styles; from conferences to formal dinners, board meetings to team socials. [Click here](#) for our facilities & event brochure.

For your event requests, please contact our events team at events@scalespace.co.uk

Room type	Room name	Capacity
Event Space	The Arena	150*
	The Stadium	120*
	The Terrace	70*
	The Pitch	35*
	The Collaboration Room	30
Recording Facility	Recording Space	4
	Pod Space	1
Other	Sport Space	50

*subject to the desired layout of the room



MEETING ROOMS

There are a number of communal meeting rooms at Scale Space - room capacities are listed on the right hand side.

We have an online booking portal for meeting room bookings.

Each meeting room is equipped for hybrid meetings compatible with both Mac and Windows. Instructions on how to connect can be found in each room.



Room Features

- AV set up for hybrid meetings, available for both Mac and Windows
- Whiteboard with markers
- On-site IT support available
- Furnivall: Double screen with one-click connection to Teams

Additional Options

- In-room catering
- Paper flipcharts available on request

Room Name	Capacity
Lillie	3
Roxwell	4
Baker	4
Willow	4
Paddenswick	4
Westcott	6
Poplar	6
Ariel	7
Furnivall	7
Blythe	7
Dimco	8
Craven	8
Wormwood	8
Longley	8
Findon	10
Loftus	12
Avonmore	12
Training Room	24

OUR EVENTS PROGRAMME

We run a number of regular events throughout the year, including but not limited to:

LUNCH & LEARN

Monthly learning and development sessions covering topics such as wellness, productivity, and mental health. Lunch is included!

LAB MASTERMINDS

A cross-community group for lab-based members to gather for learning and networking opportunities.

SOCIAL EVENTS

Fun socials for all our members, including - Spring Social, Summer Social, and Christmas Party.

ALE SPACE

A fun space to connect with other members, network and socialise. Every Thursday from 5pm onwards, with the last session of each month including a hot food menu on us!

LEADERS' SERIES

Flagship annual networking event dedicated to c-suite and founders at Scale Space & the wider White City ecosystem.

A group of people are practicing yoga in a studio. They are all in a similar pose, with their heads down and arms extended forward. The text 'YOUR WELLBEING' is overlaid in large, bold, white letters. The background is a wooden floor with grey mats.

YOUR WELLBEING

We host a number of events and activities to support your wellbeing. From yoga, to talks on mental health, we recognise the importance of balance in helping you and your teams thrive.

THE HIVE

The background image is a blurred photograph of a cafe or kitchen area. In the foreground, there is a white rectangular platter filled with a variety of fresh fruits, including watermelon, figs, pomegranate, and berries. To the left of the platter, there are several stacked white plates. In the lower foreground, there are some out-of-focus pastries or breads. The overall lighting is soft and warm, creating a cozy atmosphere.

Our Onsite café, The Hive is open for the enjoyment of members & visitors, offering an array of hot and cold dishes which change daily.

Open 8am-5pm Monday – Friday, with a hot lunch menu served from 12pm-2.30pm.

We have regular 'pop-up' food stalls inside and outside the building, so you should have plenty of choice!

Catering options can be provided for meeting rooms and events, to find out more please contact events@scalespace.co.uk

Vegan, Vegetarian & Gluten Free options are available.

WE ARE WELL CONNECTED

6

**MINS TO
WHITE
CITY
STATION**

Central Line

10

**MINS TO
WESTFIELD
SHOPPING
CENTRE**

8

**MINS TO
WOOD
LANE
STATION**

Circle,
Hammersmith
& City Lines

27

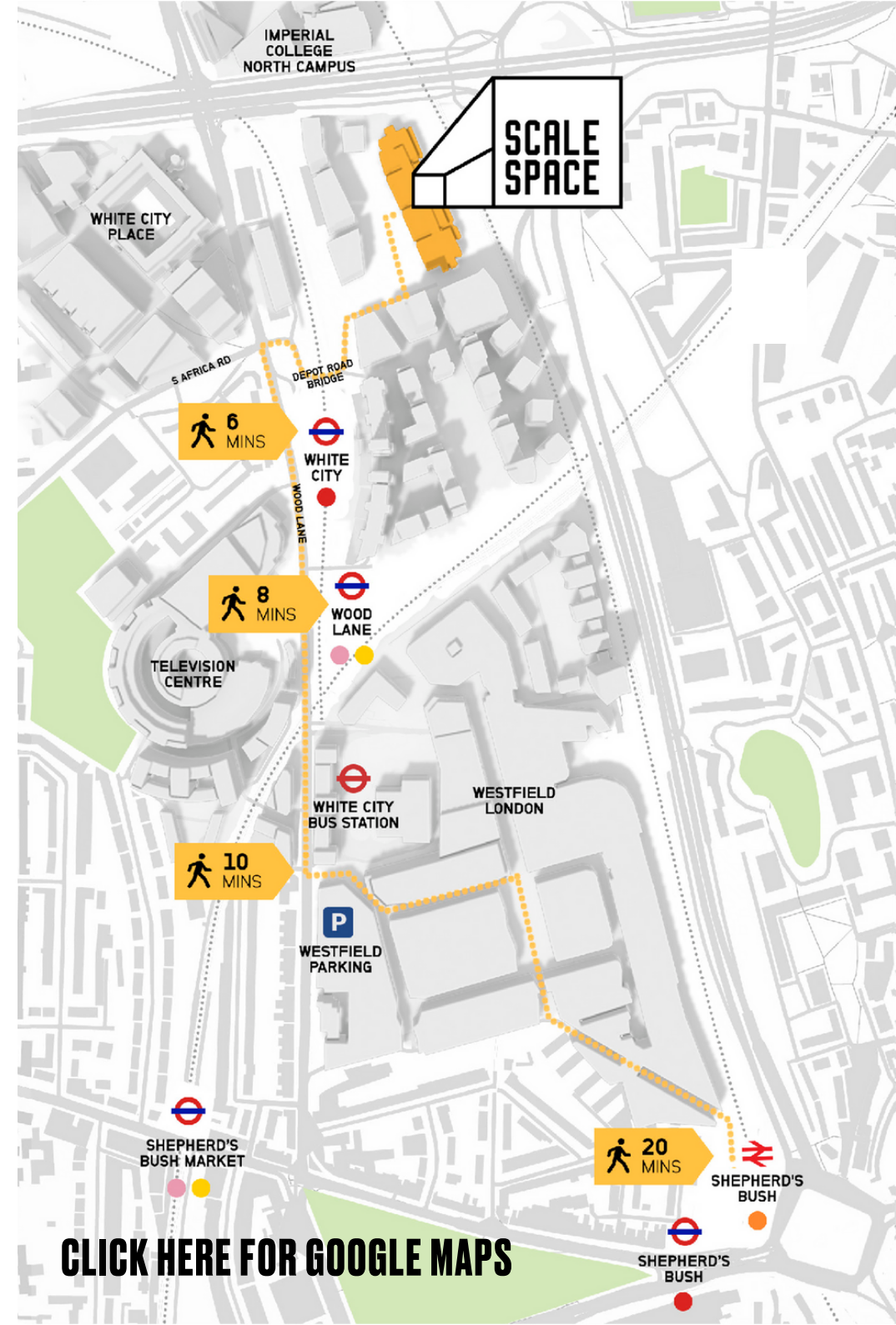
**MINS TO
CENTRAL
LONDON**

Via the Tube

3

**UNDERGROUND
LINES**

Scale Space White City



AREA GUIDE

FOOD & DRINK

White City Place

Starbucks · Coco di Mama · Dear Grace · Waka · Shola Karachi Kitchen · The Athenian · Crussh Juice Bar · Potager · Tesco Express

Television Centre / Wood Lane

Patty & Bun · Bluebird Cafe · Endo at the Rotunda · Cricket · Soho House · The Broadcaster · Prairie Fire

Westfield London

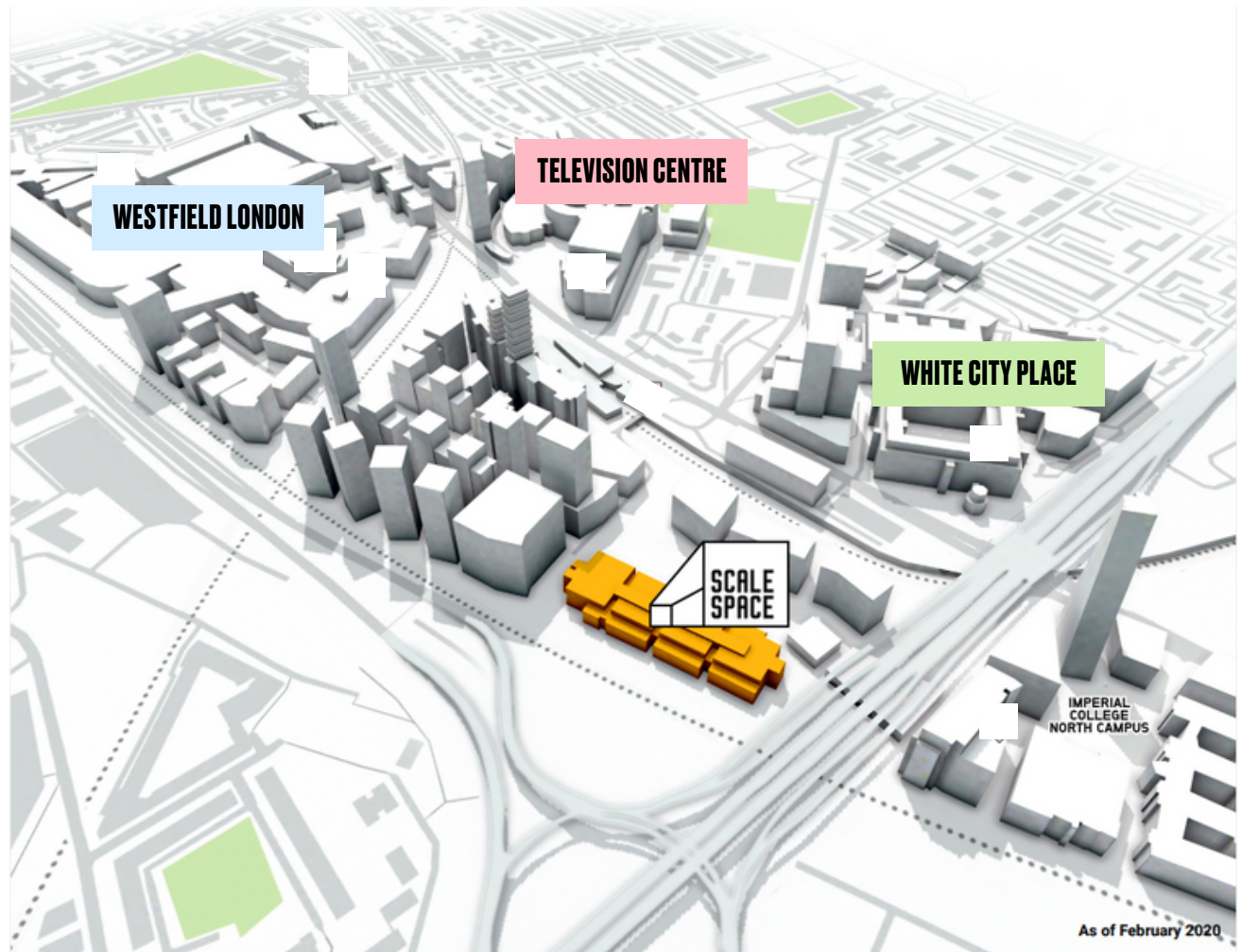
Barino · Bills · Leon · Byron · Catch Me · Franco Manca · The Real Greek · Mandaloun · Master Bao · Sushidog · The Bull · Wagamama · Dirty Vegan · Nandos · Pho · Cabana · GBK

CULTURE & ACTIVITIES

Vue Cinema Westfield · Puttshack Westfield · All Star Lanes Westfield · Sixes Indoor Cricket

GYM & FITNESS

F45 Training · Gymbox Westfield · Anytime Fitness Shepherds Bush · City Boulder · Fitness First Shepherds Bush



A photograph of a modern building with a brick facade and a glass-walled extension. The building is situated on a street corner. The brick part has several windows, some with white frames. The glass extension is taller and has a dark frame. Two banners are hanging from the glass extension, both reading "WHERE INNOVATIVE BUSINESSES SCALE" and "SCALE SPACE". The sky is overcast. The street in the foreground has a few parked cars and a pedestrian crossing.

SCALE SPACE

NOTTINGHAM

TAILORED SPACE

We understand all founders want to create a space their teams can call their own. However, high-growth often brings a need to balance putting down roots with the flexibility to expand. Our wide range of workspace solutions means you can find the perfect fit for your stage of growth.



FLEXI SPACE

5 – 30 shared space

Sometimes a space without walls is just what a fast-expanding team needs. With terms starting at just a month, rent an area in our co-working space, complete with individual desks, chairs and secure lockers, plus full use of our wonderful common business facilities.

Best for: Periods of high growth - Remote or agile workers - Temporary space




PRIVATE OFFICE

4 – 60+ shared amenities

Choose one of our fully fitted offices and be up and running from day one, in an environment that has been tried and tested to work seamlessly. With terms from 6 months, you can be confident that as your business changes, so can your space.

Best for: Small teams - Growing startups - Short-term commitments




OFFICE SUITE

25 – 100+ private amenities

An upgraded private office where you can choose from a range of finishes, and build up your own lounge areas, meeting space, working layouts and sit-stand desks. We will find the layout to suit your way of working, with your brand front and centre.

Best for: Large satellite offices - Scaleup businesses - Innovation space



HOTDESKING

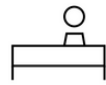
1+ with shared amenities

Our most flexible option, with no minimum commitment, provides you with a comfortable desk and screen for the day within our open plan coworking space – no strings attached

Best for: Small teams - Growing startups - Short-term commitments

ALL THE FACILITIES YOUR TEAM EXPECTS.

And some
unexpected ones.



**RECEPTION
SERVICES**



**CAFÉ AND BREAK
OUT SPACE**



**24/7 BUILDING
ACCESS AND
SECURITY**



**STOCKED
KITCHENS**



**COMMUNITY
TEAM**



**SHOWER
FACILITIES**



**HIGH SPEED
WI-FI***



**MEETING AND
EVENT SPACE**



**UNLIMITED
PRINTING**



**BIKE
STORAGE**



**PHONE
BOOTHS**



**DAILY
CLEANING**

BOOKABLE SPACES

Our bookable event space, The Pitch, is best suited for townhall presentations, smaller team gatherings and formal stand-ups.

There are a number of communal meeting rooms at Scale Space Nottingham. We have an online booking portal for meeting room bookings. Each meeting room is equipped for hybrid meetings compatible with both Mac and Windows. Instructions on how to connect can be found in each room.

Room type	Room name	Capacity
Event Space	The Pitch	30 - 70
Meeting Room	Westwood	6
Meeting Room	Smith	14
Meeting Room	Turner	10
Meeting Room	Torvil	6
Meeting Room	Boot	8





THE HIVE

Our Onsite café, The Hive is open for the enjoyment of members & visitors, offering an array of hot and cold dishes which change daily.

Open 8am-4pm, Monday – Friday.

Catering options can be provided for meeting rooms and events, to find out more please contact supportnttm@scalespace.co.uk

Vegan, Vegetarian & Gluten Free options are available.

AREA GUIDE

FOOD & DRINK

Chai Yo Thai · Mumbai Spice Express · Tough Mary's · Mowgli · Kushi-ya · East West Cafe · Bar Iberico · Zaap Thai · Little Brickhouse · Everyday People · Tap & tumbler · Elena's Coffee Lounge · Pho · Sexy Mumma Love Spaghetti · Copper Cafe · Dum Di ·

CULTURE & ACTIVITIES

Nottingham Castle · Nottingham Contemporary art gallery · Broadway Cinema · the National Justice Museum · Trent Bridge international Test Cricket Ground · Nottingham Forest Football Club City Ground · Theatre Royal & Royal Concert Hall · Nottingham Playhouse · Funstation ·

GYM & FITNESS

M10 Nottingham · The Gym Group Nottingham City · Formula One Gym · Depot Climbing Nottingham · TRIBE ·



WE ARE WELL CONNECTED

5

**MINS TO
NOTTINGHAM
RAILWAY
STATION**

Via Tram

7

**MINS TO
OLD MARKET
SQUARE**

2

**MINS TO
THEATRE
ROYAL
TRAM STOP**

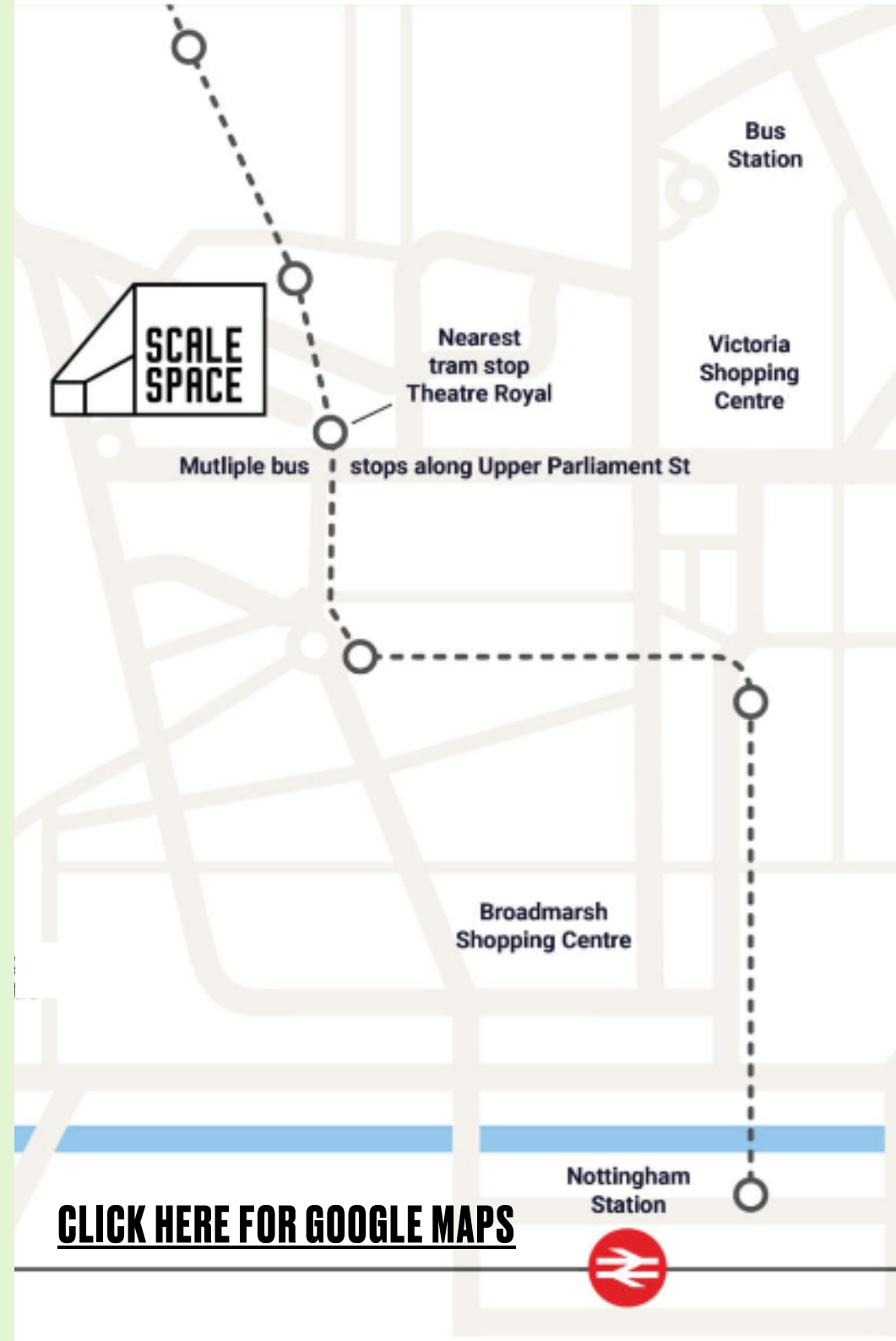
100

**MINS TO
LONDON
ST PANCRAS**

Via the Train

6

**MINS TO
VICTORIA
CENTRE**



[CLICK HERE FOR GOOGLE MAPS](#)



GREAT HAPPENS HERE.

For more information please contact:

hello@scalespace.co.uk

Scale Space White City

scalespace.co.uk/london-white-city

Imperial College White City Campus

58 Wood Lane London W12 7RZ

Scale Space Nottingham

scalespace.co.uk/nottingham

The Poynt, 45 Wollaton St

Nottingham NG1 5FW

